

The Food Stamp and Medical Employer Tracking Report
Second Year Report
For the time period of December 2008 through November 2009
January 12, 2010

Background

During Oregon's 2007 Legislative session a bill was submitted that would have required tracking employers of Oregon Department of Human Services (DHS) clients that were receiving Food Stamps or medical assistance.

Ultimately the bill did not pass and the specific tracking requirement did not become law. As a response to legislative concerns DHS agreed to track the names of employers for clients who began employment while receiving Food Stamp benefits or Children Adults and Family (CAF) Self Sufficiency and Seniors and People with Disabilities (SPD) medical program benefits. The report resulting from that initial tracking effort was made on January 13th, 2009. This is the second and last report of findings of the Food Stamp and Medical Employer Tracking Project.

Data Collection Methods and Constraints

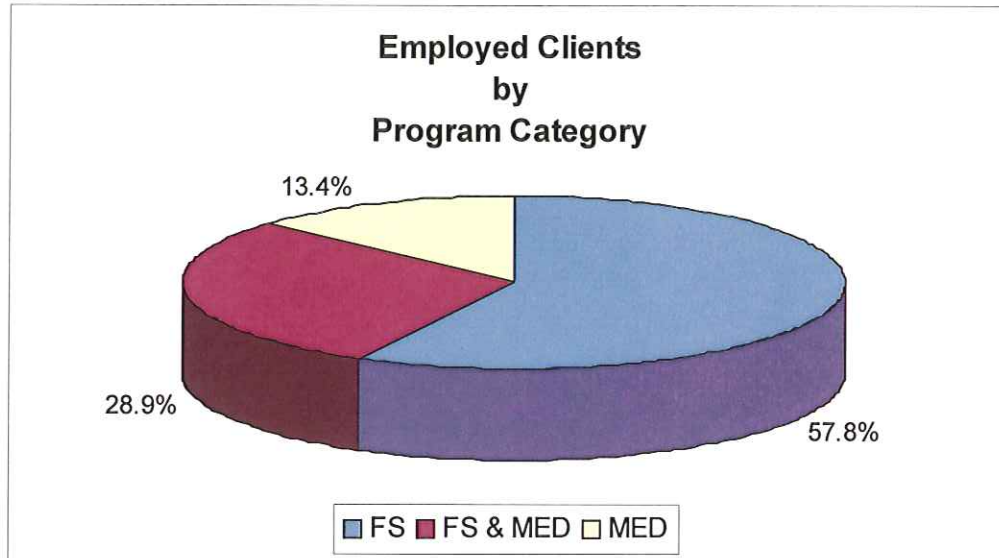
DHS added a field to the Client Index (CI) screen that would allow staff to enter the names of up to 13 employers per person for clients receiving Food Stamp or medical program benefits. Staff responsible for determining eligibility for these programs were instructed to enter all recorded employers for clients applying for and participating in these programs.

During the analysis a number of data collection constraints were noted:

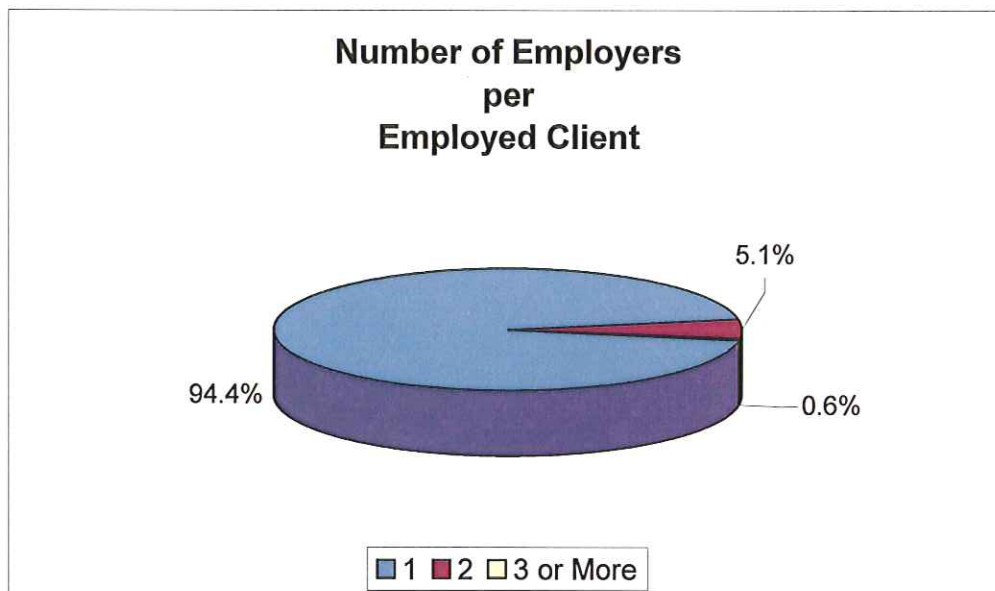
- Employer data was not linked to any other source such as Employment Department wage matches or to any other DHS income source.
- Employer information had to be manually entered and there is no edit that would require a staff person to enter the data. As a result some employer data may not have been entered into the system.
- There was no date associated with the entry of employer data. This limited the ability to associate employer information with the receipt of the benefits at a specific point in time.
- Employer names were entered differently and as such some employers may be reflected under two different names. Every effort was made to cleanse employer names and modify or delete invalid records.
- Employers are listed only if the client received Food Stamps, Medical or both from December 2008 through November 2009 and the employment episode was new. However, there is no way to tell if the client was getting benefits on the day when their employment was recorded or what the benefit configuration was.
- The level or extent of employer benefits and when they become available is not known.
- The size of the sample was robust enough to ensure a large degree of confidence in the placement of the top 50 employers. The order of the employers in the list changed slightly from last year, however, as projected, almost all of the top 50 employers from last year remained within the top 50 this year.

Results

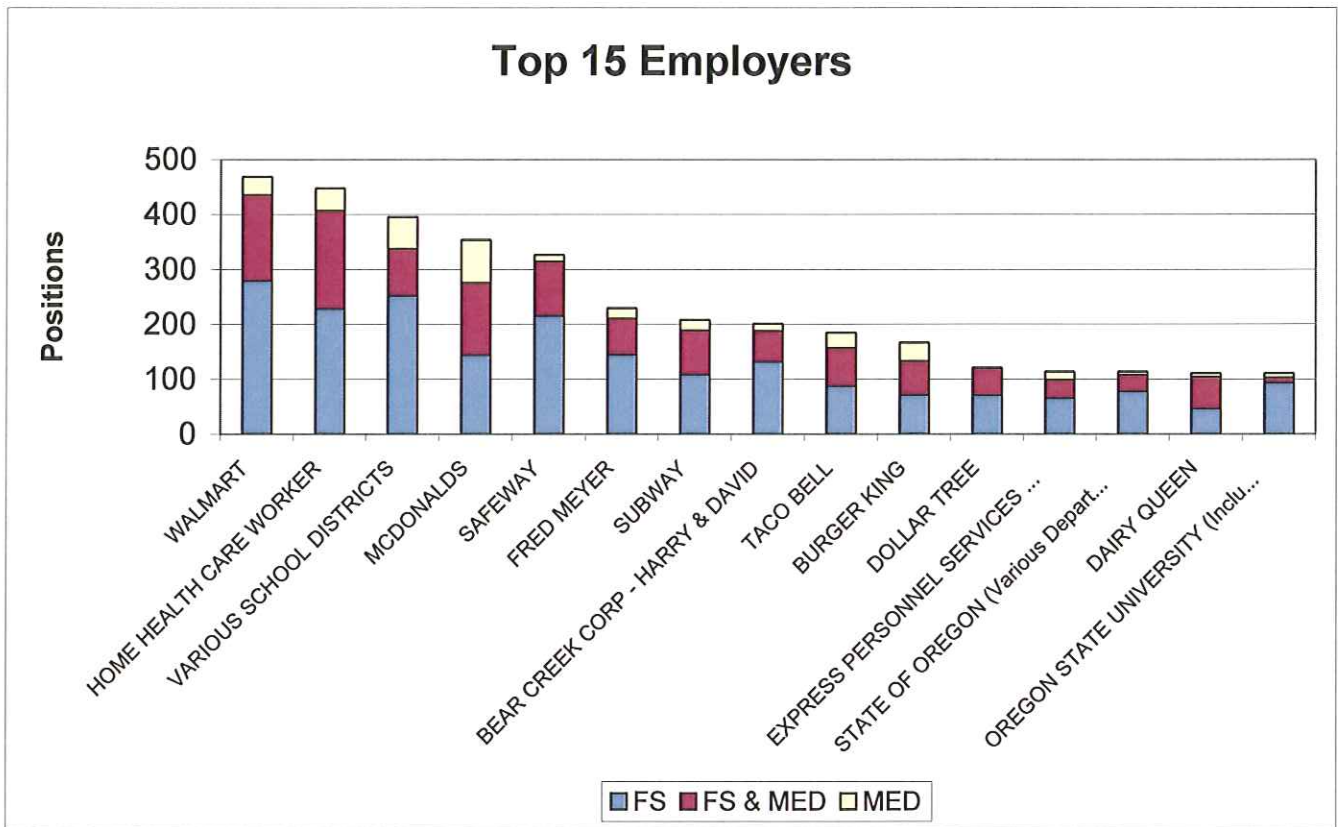
- There were 29,369 clients with recorded employers on the CI screen with employment episodes who received Food Stamp benefits, CAF Self Sufficiency or SPD medical benefits at some time during the period December 1, 2008 through November 30, 2009.
- Of the 29,369 clients with CI recorded employers, 13.3% or 3,922 received medical only benefits, 28.9% or 8,475 received both medical and food stamp benefits and 57.8% or 16,972 received food stamp benefits only.



- A small percentage, (5.7%) of employed clients had more than one employer documented on CI.



- The top 15 employers made up (11.3%) of total employer records, (3,541) of 31,229.



Top Fifty Employers

	Total	FS	FS & MED	MED
WALMART	468	279	156	33
HOME HEALTH CARE WORKER	447	228	178	41
VARIOUS SCHOOL DISTRICTS	395	252	85	58
MCDONALDS	353	143	132	78
SAFEWAY	326	215	99	12
FRED MEYER	229	144	66	19
SUBWAY	207	108	80	19
BEAR CREEK CORP - HARRY & DAVID	200	131	56	13
TACO BELL	184	87	69	28
BURGER KING	166	71	61	34
DOLLAR TREE	120	70	49	1
EXPRESS PERSONNEL SERVICES (TEMP SERVICES)	113	65	33	15
STATE OF OREGON (Various Departments)	113	77	30	6
DAIRY QUEEN	110	46	57	7
OREGON STATE UNIVERSITY (Includes work study students)	110	93	9	8
TARGET CORPORATION	109	68	30	11
GOODWILL INDUSTRIES	98	51	37	10
SHARIS	90	47	27	16
JACK IN THE BOX	89	37	41	11
ROSS DRESS FOR LESS	87	48	30	9
MACY'S	85	41	26	18
NORPAC FOODS INC	82	42	28	12
WENDYS	82	37	27	18
BEST WESTERN	81	44	24	13
HOME DEPOT	78	64	13	1
LABOR READY TEMP SERVICES (TEMP SERVICES)	78	54	16	8
BARRET BUSINESS SERVICES INC (TEMP SERVICES)	73	46	15	12
ALBERTSONS	71	47	20	4
PROVIDENCE HEALTH SYSTEMS	70	51	17	2
ACS - SPRINT CALL CENTER	68	37	24	7
WINCO FOODS	65	49	14	2
STARBUCKS COFFEE CO.	64	43	13	8
PIZZA HUT	63	46	13	4
YMCA	61	35	21	5
SEARS ROEBUCKCO	60	39	20	1
T-MOBILE USA, INC	60	41	14	5
ASANTE	59	44	12	3
HEAD START	58	31	23	4
LOWES	58	44	13	1
WELLS FARGO	54	29	16	9
PAPA MURPHYS	53	28	20	5
RITE AID	53	29	19	5
US BANK	52	31	15	6
JC PENNEY CORPORATION INC	51	25	17	9
AMY'S KITCHEN	50	35	14	1
KENTUCKY FRIED CHICKEN	50	29	12	9
7 ELEVEN	49	25	18	6
KMART	49	32	15	2
ARBY'S	47	17	21	9
CARL'S JR	47	15	21	11
KOHL'S	47	20	20	7
RAYS FOOD PLACE	47	35	10	2
UNITED PARCEL SERVICE INC	47	40	6	1