

The Food Stamp and Medical Employer Tracking Report

January 13, 2009

Background

During Oregon's 2007 Legislative session a bill was submitted that would have required tracking employers of Oregon Department of Human Services (DHS) clients that were receiving Food Stamps or medical assistance.

Ultimately the bill did not pass and the specific tracking requirement did not become law. As a response to legislative concerns DHS agreed to track the names of employers for clients who received Food Stamp benefits or Children Adults and Family (CAF) Self Sufficiency and Seniors and People with Disabilities (SPD) medical program benefits at any time during a twelve month period beginning December 1, 2007 through November 30, 2008.

Data Collection Methods and Constraints

DHS added a field to the Client Index (CI) screen that would allow staff to enter the names of up to 13 employers per person for clients receiving Food Stamp or medical program benefits. Staff responsible for determining eligibility for these programs were instructed to enter all recorded employers for clients applying for and participating in these programs.

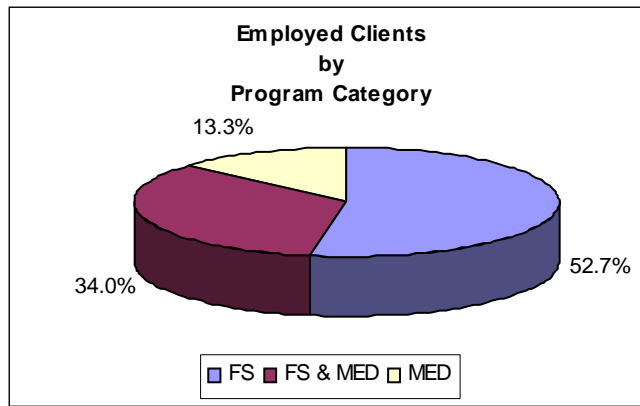
During the analysis a number of data collection constraints were noted:

- Employer data was not linked to any other source such as Employment Department wage matches or to any other DHS income source.
- Employer information had to be manually entered and there is no edit that would require a staff person to enter the data. As a result some employer data may not have been entered into the system.
- There was no date associated with the entry of employer data. This limited the ability to associate employer information with the receipt of the benefits at a specific point in time.
- Employer names were entered differently and as such some employers may be reflected under two different names. Every effort was made to cleanse employer names and modify or delete invalid records.
- Employers are listed only if the client received Food Stamps, Medical or both from December 2007 through November 2008. However, there is no way to tell if the client was getting benefits on the day when their employment was recorded or what the benefit configuration was.
- The level or extent of employer benefits and when they become available is not known.
- The size of the sample was robust enough to ensure a large degree of confidence in the placement of the top 50 employers. The order of the employers in the list might change slightly from year to year but almost all of the employers would likely stay within the top 50.

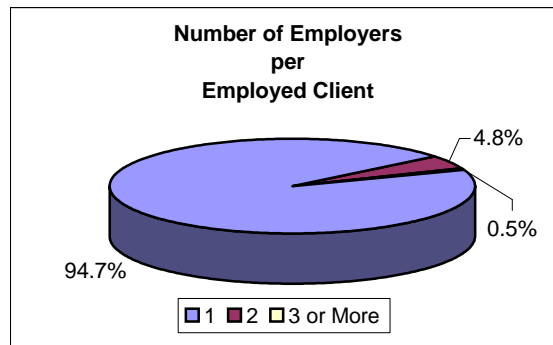
Results

- There were 46,663 clients with recorded employers on the CI screen who received Food Stamp benefits, CAF Self Sufficiency or SPD medical benefits at some time during the period December 1, 2007 through November 30, 2008.

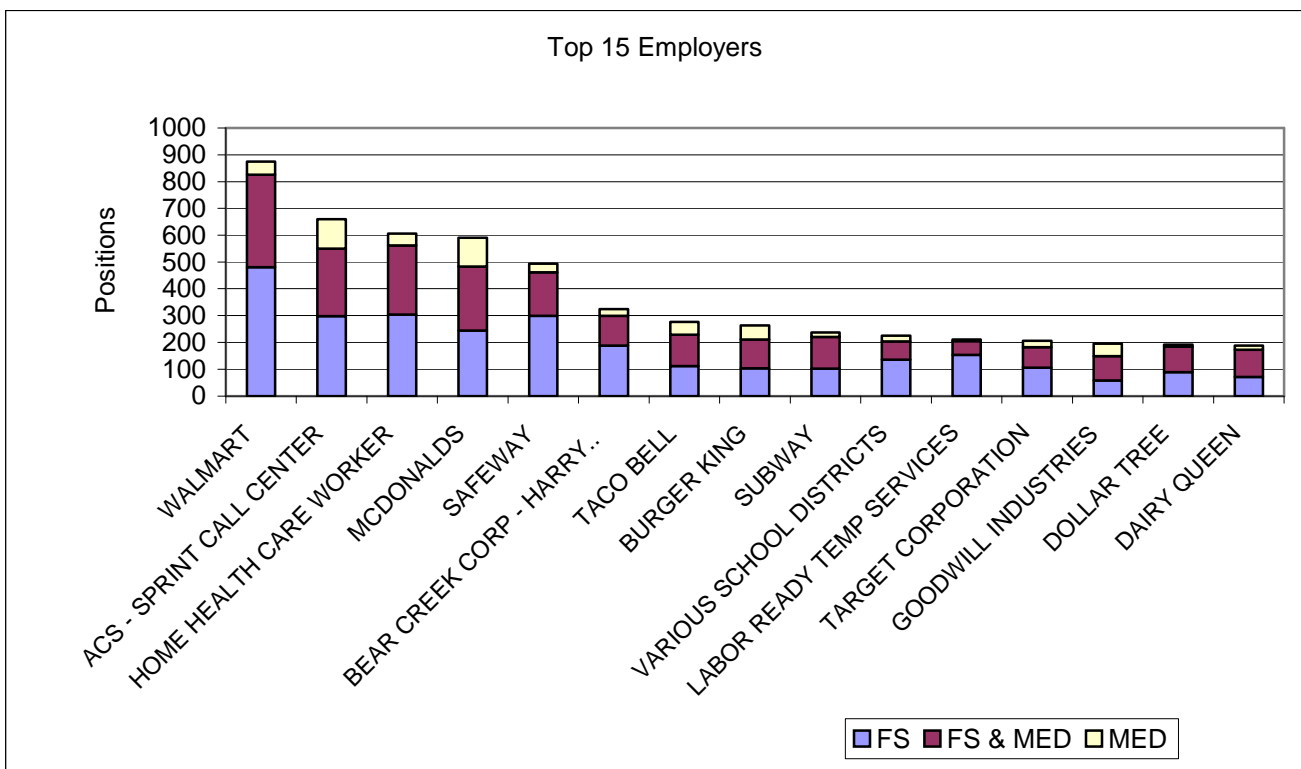
- Of the 46,663 clients with CI recorded employers, 13.3% or 6,228 received medical only benefits, 34.0% or 15,862 received both medical and food stamp benefits and 52.7% or 24,573 received food stamp benefits only.



- A small percentage, (5.3%) of employed clients had more than one employer documented on CI.



- The top 15 employers made up (11.2%) of total employer records, (5,541) of 49,381.



Top Fifty Employers

	Total	FS	FS & MED	MED
WALMART	875	480	346	49
ACS - SPRINT CALL CENTER	659	298	252	109
HOME HEALTH CARE WORKERS (individually employed health care providers shown as a group)	606	304	257	45
MCDONALDS	590	244	239	107
SAFEWAY	494	299	162	33
BEAR CREEK CORP - HARRY & DAVID	324	188	111	25
TACO BELL	276	112	117	47
BURGER KING	263	104	107	52
SUBWAY	237	102	119	16
VARIOUS SCHOOL DISTRICTS	225	136	68	21
LABOR READY TEMP SERVICES (Temp Services)	211	154	51	6
TARGET CORPORATION	206	106	76	24
GOODWILL INDUSTRIES	195	58	91	46
DOLLAR TREE	192	89	96	7
DAIRY QUEEN	188	71	102	15
EXPRESS PERSONNEL SERVICES (Temp Services)	188	112	61	15
ALBERTSONS	184	113	65	6
OREGON STATE UNIVERSITY – (Includes work study students)	174	140	20	14
BARRETT BUSINESS SERVICES, INC	163	99	46	18
JACK IN THE BOX	161	55	53	53
BEST WESTERN	155	77	57	21
ROSS DRESS FOR LESS	151	43	90	18
WENDYS	144	56	57	31
BIMART	140	77	55	8
HOME DEPOT	128	87	27	14
KMART	126	70	49	7
SHARIS	121	66	43	12
WINCO FOODS	121	80	37	4
NORPAC FOODS INC	117	64	36	17
HIRE CALLING STAFFING SOLUTION (Temp Services)	113	60	48	5
KENTUCKY FRIED CHICKEN	107	46	50	11
LOWES	107	63	36	8
MACY'S	107	48	43	16
PROVIDENCE HEALTH SYSTEMS	91	43	35	13
NEW CORPORATION CUSTOMER SERVICE	87	57	29	1
STATE OF OREGON (Various Departments)	87	58	24	5
PAPA MURPHYS	82	38	41	3
PIZZA HUT	82	39	40	3
RITE AID	81	41	33	7
CHEVRON STATIONS INC	79	48	28	3
US BANK	79	37	27	15
DENNYS RESTAURANT	78	41	31	6
JELDWEN (includes some JOBS Plus clients)	78	64	12	2
YMCA	78	34	32	12
7 ELEVEN	77	41	30	6
EXPRESS EMPLOYMENT PROFESSIONALS (Temp Services)	77	37	32	8
PERSONNEL SOURCE INC (Temp Services)	77	40	30	7
KELLY SERVICES, INC (Temp Services)	76	37	25	14
APPLEBEE'S	75	37	24	14
ARBY'S	75	31	35	9